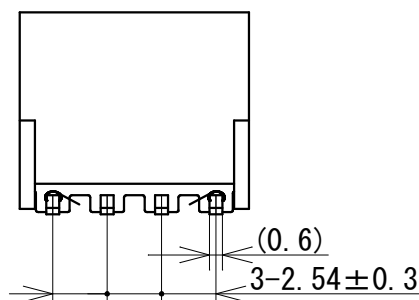
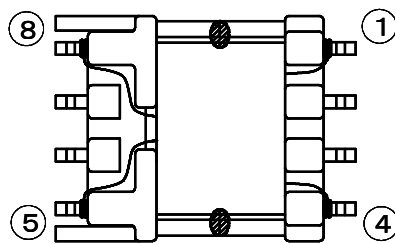
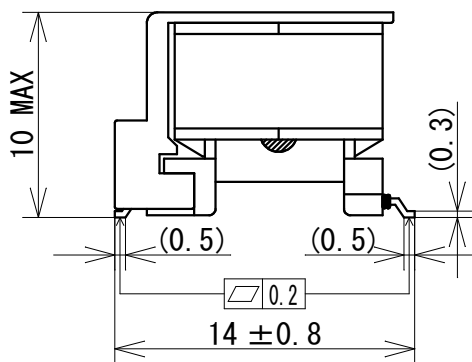
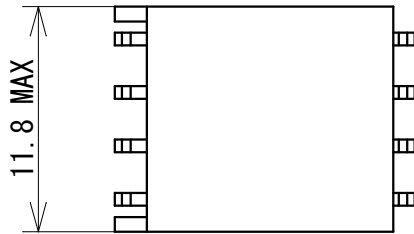


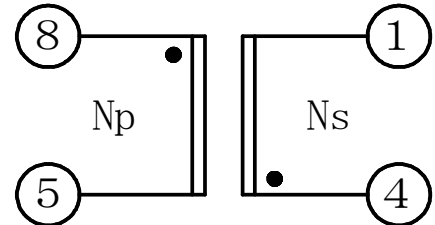
HFTR3DA

Transformer for Distributed
Power Supply in IGBT Gate Drive

MECHANICAL DIMENSIONS



SCHEMATIC



Turns Ratio
 $N_p:N_s=1:2$

Class B Equivalent (130°C)/UL105°C(Class A)

Withstand voltage : AC3.75kV

Creepage distance : 3mm($N_p \sim N_s$)

(Basic insulation)

Applicable Model : ACPL-32JT, ACPL-302J

(Frequency:60kHz).

※Precautions for use

For transformers that have been manufactured for more than 6 months, please check the solder wettability of the terminals before use.

ELECTRICAL SPECIFICATIONS

Parameter	Pins Under Test	Test Conditions	STD TOLERANCE
INDUCTANCE	7 - 5	10kHz 1Vrms	60μHTyp.
	1 - 4	10kHz 1Vrms	(230μH)
DC RESISTANCE	7 - 5	T = 25°C	≤0.28 Ω
DIELECTRIC STRENGTH	7:1	AC3.75kV 1MINUTE	
	7: CORE	AC3kV 1MINUTE	
	1: CORE	AC0.75kV 1MINUTE	

*The design might be changed according to the test outcome.